



Save The Date!

Join us Mon Sept 27, 2021 @ 7:00 PM
for our Monthly Meeting.

Join us to hear Marilyn Cornwell speak about
'The Romantic Garden'.

Experience this popular topic with garden explorer and photographer Marilyn Cornwell. You will become aware of what makes a garden Romantic by visiting the top Romantic Gardens of North America. Dig deep into this beloved garden type - from exquisite flowers such as roses, lilacs and lilies to beautiful rendezvous settings. Our public gardens include Longwood, Winterthur, Chanticleer, Hatley House (Royal Roads), Filoli, Bok Tower, and the Four Arts Garden in Florida. Then we move on to private residences and delve into the plantings and varieties of the flowers that exude the most Romance. Find out how to make Romance come alive in your garden.



Marilyn is an avid gardener and photographer living in the heart of the Niagara Peninsula, amongst vineyards and orchards. Photography became a full-time endeavour well over ten years ago. I consider myself an opportunistic photographer. Exploration, discovery and surprise are part of the photographic process for me, and spontaneity is a key aspect of the experience. I am drawn to shapes and patterns in the world of colour. I look for something new to discover in the ordinary. Most of my work involves flowers and gardens as I am a lifelong gardener and appreciator of the living world around us. Other subjects include abstract images of rust and decay in the urban environment.

Topic: Galt Horticultural Society's Monthly Meeting

Time: Sept 27, 2021 07:00 PM Eastern Time (US and Canada)

Join Zoom Meeting

<https://us02web.zoom.us/j/84901140502?pwd=SDNVaUpKNGdXTEDiVVhzcXh4VVZxQT09>

Meeting ID: 849 0114 0502

Passcode: 386424

One tap mobile

+13126266799,,84901140502#,,,,*386424# US (Chicago)

+13462487799,,84901140502#,,,,*386424# US (Houston)

Dial by your location

+1 312 626 6799 US (Chicago)

+1 346 248 7799 US (Houston)

+1 646 558 8656 US (New York)

+1 669 900 9128 US (San Jose)

+1 253 215 8782 US (Tacoma)

+1 301 715 8592 US (Washington DC)

Meeting ID: 849 0114 0502

Passcode: 386424

Find your local number: <https://us02web.zoom.us/u/kb4qhCYwvV>

And The Winners Are...GHS August Photo Contest!

Congratulations to **Mary Vander Munnik & Maggie McGuire** as the winners in a tie vote for our August Photo Contest!

Mary submitted photo #3-antique tricycle and Maggie submitted photo #13-bird made of knives.



#3



#13

Thanks to all of our members who participated in our August contest. Please see the attached list of all the fabulous photos submitted.

Don't forget to send in your photos for our **GHS Sept Photo Contest.**

Autumn is coming soon and many of our gardens have late summer/ early autumn blooming plants. Send in your photos with the name of the plant and **"August Photo Contest – Autumn Perennials"** in the subject line to lynne@galthort.com by **September 18th @ 6pm.**

The list of photos will be sent out and voting will take place between Sept 19th – 25th. The winner will be announced at our Sept 27th monthly meeting.

Please note any photo submitted may be posted on our Facebook page, GHS website and shared with membership in our monthly newsletter. Please indicate in your email if you do not wish to have your photos posted.

GHS Fall Plant Sale Event

(Members Only)

Are you dividing your plants and not sure what to do with your extras? Are you looking for additional plants to add to your gardens? We have an answer for you... the **GHS Fall Plant Sale Event!**



Plants can be dropped off at Ferguson Cottage, 37 Grand Ave S. Cambridge on Sept 17th from 6:00 pm - 7:00 pm and Sept 18th from 10:00 am - 1:00 pm.

For drop off:

1. label your pot with the plant name (common or botanical either is fine)
2. type of plant if applicable (eg. type of Hosta or Sedum)
3. colour, flowers and size
4. any other identifying features, picture of original tag (if you have one)
5. pots only, please no plastic bags

Once all plants have been sorted and priced, we will send out a PDF with a picture, price and quantity available for sale.

Email: liz@galthort.com on what you wish to purchase (first come, first serve)

Payment process:

1. Exact change if paying by cash (prices will be in even amounts to simplify transactions).
2. E-transfer payment is also available - be sure to write 'Payment For Plant Sale Item' in the comments section of your e-transfer. Email: galthortpayments@gmail.com security question: "What Society?" Response: "GaltHort".
3. Payment must be received prior to picking up your plants. We will let you know what dates and times have been arranged for pickup.

If you know someone who would be interested in joining the GHS...please pass this along!

To become a new member from now until Dec 2022, please visit our website: <https://www.galthort.com/membership/>.

GHS Sept Online Auction

Watch our GHS Facebook page to see what exciting items will be up for auction later this month.

GHS Membership Talent Showcase!

Besides being avid gardeners, many of our members have hobbies and other interests as well. Here are a few members who have shared their talents with our group.

Nichole Bonner

“My talent and hobby is cooking! I am a vegan, and I love preparing delicious vegan versions of traditional comfort foods. It's been a fun way to relieve stress during the pandemic. Here are a few photos of vegan eggplant parmesan; fish and chips and blueberry oatmeal.”



Pat Handorf


“As you know I love floral arranging. Here are some of my creations. The ones from Christmas last well into spring by simply adding fresh flowers when the others die off.”





Tiiu Van Winkle

“My talent went on hiatus for 30+ years before I rediscovered it and that is painting/drawing. After being sidelined for 2 years, after numerous knee surgeries, I wasn't allowed to do anything physical for several more months, so I attended a water colour painting class that my Mom was taking. The instructor asked me if I would like to join the class for the afternoon at no cost. Before I knew it, 4 hours was over and I forgot how much fun it was. So here I am 4 years later, still painting. Nothing serious and still consider myself a newbie to it, but I find when I'm stressed out and need some relief; it is either weeding in the garden or pulling out my paint brushes. Here are a few paintings that I have done over the years”.



Cynthia Bruns


“Since retiring I have had time to enjoy my passion for baking for people. Before the pandemic , I spent time volunteer baking weekly for a local organization and will continue that work once the pandemic is over. I started an Instagram page to track my baking adventures. I have almost 6000 followers now and greatly enjoy chatting with people around the world regarding their baking activities . I also bake homemade, all natural treats for our family and friends’ puppies.

Attached is a photo of our daughter's puppy Keith who celebrated his first birthday. I made his cake out of all dog friendly ingredients and decorated it with the treats that I make. Keith loved it and was he not a good boy letting us photo him? Baking for people brings me great enjoyment and fun. I can be found on Instagram under the tag of cynthia.baking".



[Ann Wallace](#)

"I started sewing as a young teenager and have always enjoyed it, so I started dabbling in quilting when I retired 7 years ago. I took a little course at Cambridge Centre for the Arts to learn the very basics, after a friend showed me how to make a snowman runner. For the most part I'm self-taught, so I learn as go. Making blocks and piecing them together is both fun and challenging. Unlike many other quilters, I do all my own quilting mostly in free motion style. I was lucky enough to use my friend's long arm quilter on some of the bigger bed size quilts I've made, but I mostly do FMQ using my domestic machine. I learn something new with every quilt I make e.g. pressing techniques, piecing, colour coordination and of course new patterns and designs. It's a hobby that fills the time on rainy days when I can't be outside gardening. Here are some of my favourite quilts".



So many of our members have many different talents. The GHS would like to showcase our membership talents! These include anything from sewing, needlework, painting, woodworking, knitting, pottery, photographing, quilting, crocheting, flowering pressing, crafting, baking, canning/preserves, art, sculpting...and so many more talents. Send in your photos to **Lynne** at gardencambridgeghs@rogers.com with a bit of a blurb about what you love to do! We will include your submissions into our monthly newsletters.

For Your Interest...



Here are some links to interesting articles, webinars and activities...

September 8 @ 7:00 pm - 8:30 pm

[History of Winery, the art of wine making](#)

Online event

Doug Whitty of 13th Street Winery will be speaking about the History of the winery, the art of wine making.

September 9 @ 8:00 pm - 9:00 pm

[Finding the Mother Tree” with Dr. Suzanne Simard.](#)

Online event

Suzanne Simard is a professor of Forest Ecology at the University of British Columbia who studies mycorrhizal fungi networks in forests. She will present a talk for The Arboretum at University of Guelph in Ontario on her new book, Finding the Mother Tree.

September 14 @ 7:00 pm - 9:00 pm

[Kristen Martyn – Gardening for Birds](#)

Online event

Orangeville and District Horticultural Society presents Kristen Martyn.

September 15 @ 7:00 pm - 9:00 pm

[Making the Most of Shade Gardening](#)

Online event

Larry Hodgson is a regular contributor to garden magazines throughout North America. He writes a weekly garden column for the Le Soleil newspaper, is a regular garden commentator on television and radio and has a blog – Laidback Gardener.

September 21 @ 10:00 am - 12:00 pm

[Michael Erdman on Perennials for Shade](#)

Online Event

Michael Erdman on Perennials for Shade.

September 27 @ 7:30 pm - 9:00 pm

[After the Harvest – What’s Next? with Julia Dimakos](#)

Online event

Julia Dimakos covers what to do with your harvest after bringing it indoors. It does not cover canning.



Brantford Master Gardeners **Tips From The Watering Can**

Join our Brantford Master Gardeners. We are experienced gardeners who started out as Master Gardeners in Training and had the opportunity to study horticulture through Guelph University courses and once we received our MG status continued to upgrade our skills through technical training. Our ongoing mandate is to provide horticultural advice to the general public through garden tours, community events, on-line and talks. We would love to have you join our group. Contact Nancy Lee - nleecolibaba@gmail.com.

TURKESTAN TULIP – *Tulipa turkestanica*



This is a species tulip and is great for naturalizing areas in your landscape. The star-shaped flowers are 2' across which are white with a yellow centre. This tulip is cold hardy and blooms mid-April. Blossoms close up during the evening and reopen the next day. A great addition to any garden, when planting bulbs this autumn.

GHS Membership Survey

In an ongoing effort to stay connected and engaged with our members, the GHS is kindly asking our membership to complete this short survey, by copying & pasting the link below. Your responses will enable us to focus on what our members like best, areas we can improve upon and topics/subjects our members would like to see added.

<https://forms.office.com/Pages/ResponsePage.aspx?id=DQSIkWdsW0yxEjajBLZtrQAAAAAAAAAAAMAACoYu-pUMDkwT1I0NkVZMDZNNkdQWk5GN0Q4TE9aMy4u>

The GHS Board would like to say Thank You to our members for your continued support and completing our survey.

Membership Has Its Benefits!!



The Galt Horticultural Society's membership is continuing to grow!

Encourage fellow gardeners, family and friends to become a part of a historical society.

Membership gives everyone the opportunity to make new friends, learn about horticulture/gardening and remain engaged with other gardeners.

The cost is only \$15 (single) & \$25 (couple).

Please visit our website at www.galthort.com to join and like us on our FB page!

Click here to see the current list of retailers offering GHS members a discount on their purchases! <https://galthort.com/aboutmembership/>

GHS Member Recipes



At this time of year, we are all reaping the rewards of our tomatoe plantings and probably wondering ‘What the heck am I going to do with all these tomatoes’?! Here is a tasty recipe to help you out.

Parmesan Oven Baked Tomatoes are a great summer side dish! Ripe juicy garden tomatoes topped with a delicious garlicky parmesan crust and baked just until hot. These are great served alongside a steak! They taste amazing and are super easy to make.



Parmesan Oven Baked Tomatoes

PREP TIME 5 minutes

COOK TIME 10 minutes

TOTAL TIME 15 minutes

SERVINGS 6 servings

Parmesan Oven Roasted Tomatoes are one of our favorite summer dish dishes! Ripe juicy

Ingredients


- 3 large ripe tomatoes *halved*
- 1 slice bread *or ¾ cup fresh bread crumbs*
- ¼ cup parmesan cheese *freshly grated*

- 1 clove garlic *minced*
- 1 tablespoon olive oil
- 3 tablespoons of fresh herbs (*parsley, basil and oregano (or 1/2 teaspoon each dried basil & dill)*)
- salt & black pepper to taste

Instructions

1. Preheat oven to 400°F.
2. Using a blender, food processor or Magic Bullet, process the bread into fresh breadcrumbs. (This took about 1 second in my Magic Bullet).
3. In a small bowl, combine breadcrumbs, cheese, garlic, olive oil, herbs, salt and pepper. Toss until well mixed.
4. Place sliced tomatoes in a shallow baking dish, season with salt & pepper. Top with breadcrumb mixture.
5. Bake for 10-15 minutes or until crumbs are lightly browned. Be sure not to over bake so the tomatoes don't become mushy.

Hort Humour



Wear Your Galt Horticultural Society Logo Wear With Pride!



GHS Logo Wear

Get your own Galt Horticultural Society T-Shirt and/or Hoodie. This is a sample of the embroidered crest included on the item.

T-shirts: \$20.50 + tax.

Unisex Hoodies: \$36.00 + tax.

For more information or to place an order, follow this link:

[GHS Logo Wear](#)



Find us on
Facebook

GHS Website: <https://galthort.com/>